

Design Your Own Ceremony

This is the sample order of service for a Secular, Non-Denominational, Spiritual wedding. A very short ceremony can be created by omitting all of the optional elements.

We can work together to create the ceremony of your dreams. You are only limited by your imagination!

Opening Ritual or Opening Songs

- ❖ This can include the lighting of decorative candles or the side candle for the Unity Candles by family members.
- ❖ The unrolling of the aisle runner for the bridal party to enter.
 - ❖ Scattering of flower petals.
 - ❖ Ringing of Bells.
- ❖ Choice of significant or relevant music to entertain guests while waiting for the ceremony to commence.

Processional

This element of the ceremony dictates the order of entrance for the bride and groom, their families and the entire bridal party. This will include

the selection of music to be played as parents and grandparents are seated, as the bridesmaids enter and as the bride enters.

The couple will decide if the groom will be waiting for the bride or will enter with the groomsmen. The couple will decide if the groomsmen will escort the bridesmaids. There are a variety of ways in which to handle the processional. This is a highly personal decision and is dictated completely by the bride and groom.



Officiants Welcome

The officiant welcomes the guests and thanks them for coming in support of your marriage.



*Reading, Prayer, Song or Blessing About Love
and/or Marriage (Optional)*

*Honoring of Important People Who Are Not
Present (Optional)*

The officiant will acknowledge any parent, friend, relative who is unable to join the wedding party either due to illness, inability to travel or the

fact that they are deceased. Special reference can be made through a moment of silence, a flower near a framed picture on in your program.

Officiant's Address

Can be combined with the Welcome, this is when the Officiant speaks about the significance of marriage and about the couple being married.

Consent or Declaration of Intent to Marry

You may select the traditional vows or create your own, but you must consent to marry. This element of the ceremony confirms that you are marrying of your own free will and consent.




Community Vow of Support (Optional)

The Officiant stresses the importance of community support to the marriage and asks the community gathered to “vow their support of the marriage” through special vows.


Special Readings (Optional)

Guests special to the bride and groom can recite special wedding readings. For example song lyrics from a special song, or verses from the bible or a unique verse of poetry that has meaning to the couple.

Performance of a Special Song by A Guest or a Paid Musician(s) (optional)



Exchange of Personal or Traditional Vows



You and your fiancé may choose to recite the traditional vows which include the words “till death do us part”. Some couples choose to create personal vows. I can assist in the creation of those vows. Some couples choose a combination of the traditional vows and add their own sentiments. There are also vows that have been written by others that

can be substituted for the traditional vows, but do not have to be written by the couple. I have a library of these from which to choose.

Explanation of the Rings

The Officiant explains the symbolism and significance of the rings or leis or whatever is to be exchanged.



The Blessing of the Rings (Optional)

The Officiant blesses the rings before they are exchanged.

The Ring Exchange

Some couples choose not to wear or exchange rings.


However in a traditional ceremony the vows for exchanging rings are included.

You can use traditional language or we can create a more personal ring exchange.

Some couples combine the recitation of the wedding vows and the ring exchange into a single ceremonial element.

Family Vows (Optional)


For marriages involving children, family vows may be exchanged. This can include a token of a gift or small piece of jewelry. Depending upon the age of the child, vows for response by the children can be crafted as well





Unique and Special Symbolic Ceremonies

Many couples like to symbolize their formal union through the use of ritual. This can include the lighting of the Unity Candles, the blending of the sand, drinking wine from a special goblet, or whatever gesture you chose to incorporate into your ceremony.



Closing Blessing (Optional)

The Apache Wedding Blessing, the Jewish Seven Wedding Blessings or a Personal Blessing by the Officiant are used at this moment of the ceremony to signal the ceremony will be concluding.


The Closing Remarks

If a couple does not ask for the marriage to be blessed brief closing remarks are included here that ask the couple to reflect on the vows they have taken and to enjoy a happy, healthy life together. This signals for the congregation and the couple the conclusion of the ceremony.

Pronouncement

This is the official pronouncement of your new status as husband and wife. This can further be illustrated by the breaking of the glass in Jewish tradition, the release of balloons, doves, butterflies, etc., the ringing of bells.

The First Kiss



The Presentation of the Couple

Be sure to tell me exactly how you wish me to pronounce you as a couple for the first time. For example you could use Mr. and Mrs. Robert Walker or Mr. Robert Walker and Ms. Susan Smith Walker.



Recessional

The recessional usually occurs in the following order following the reverse order of entry. Bride and Groom first, then the flower girl(s) and ring bearer(s), Matron of Honor and Best Man, other Attendants exiting as couples (whether or not they entered in that fashion). Followed by the parents, grandparents and finally by the Officiant. Special music is indicated.